

<b>Monthly Income:</b>	<b>Monthly Expenses:</b>	<b>Monthly Cash Flow:</b>	<b>Pro Forma Cap Rate:</b>
\$3,300.00	\$2,810.33	\$489.67	6.43%
<b>NOI</b>	<b>Total Cash Needed</b>	<b>Cash on Cash ROI</b>	<b>Purchase Cap Rate</b>
\$22,501.00	\$17,500.00	33.58%	6.43%

## Property Information

MLS Number: 3464060

Purchase Price:	\$350,000.00
Purchase Closing Costs:	\$0.00
Estimated Repair Costs:	\$0.00
<b>Total Cost of Project:</b>	<b>\$350,000.00</b>
After Repair Value	\$350,000.00


## Property Description

Two family on the lake at the tippy top of hopatcong.

Down Payment:	\$17,500.00
Loan Amount:	\$332,500.00
Loan Points:	\$0.00
Loan Fees:	
Loan Interest Rate:	5.000%
<b>Monthly P&amp;I:</b>	<b>\$1,385.42</b>

## Income

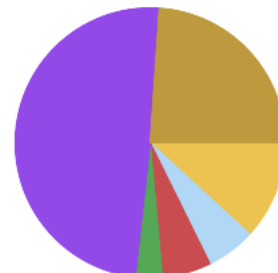
Rent Other



Rent	\$1,800.00	Other	\$1,500.00
<b>Total</b>	<b>\$3,300.00</b>		

## Expenses

Vacancy Repairs CapEx Management P&I  
Property Taxes



Vacancy	\$330.00 (10%)	Repairs	\$165.00 (5%)
CapEx	\$165.00 (5%)	Management	\$90.00 (3%)
P&I	\$1,385.42 (42%)	Property Taxes	\$674.92 (20%)
<b>Total</b>	<b>\$2,810.33 (85%)</b>		

Calculations based on a 31-day month. The calculators found on BiggerPockets are designed to be used for informational and educational purposes only, and when used alone, do not constitute investment advice. BiggerPockets recommends that you seek the advice of a real estate professional before making any type of investment. The results presented may not reflect the actual return of your own investments. BiggerPockets is not responsible for the consequences of any decisions or actions taken in reliance upon or as a result of the information provided by these tools. Furthermore, BiggerPockets is not responsible for any human or mechanical errors or omissions.

## Financial Projections

Total Initial Equity:	\$17,500.00
Gross Rent Multiplier:	8.84
Income-Expense Ratio (2% Rule):	0.94%
ARV based on Cap Rate:	-

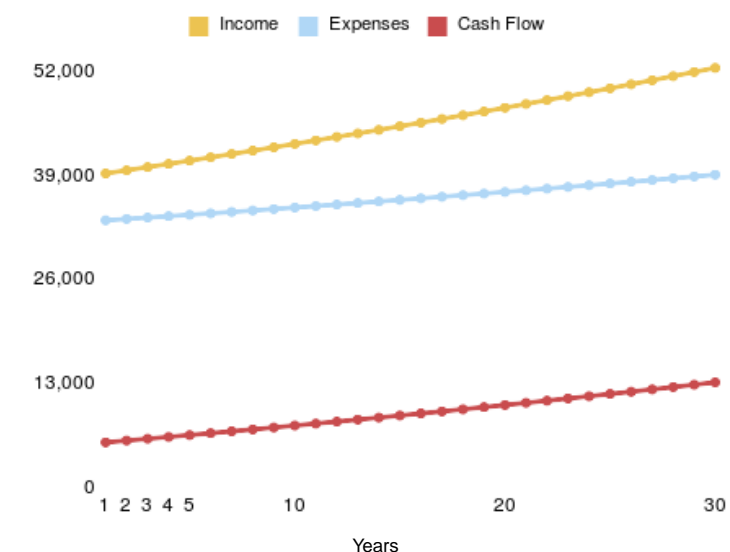
## 50% Rule Cash Flow Estimates

Total Monthly Income:	\$3,300.00
x50% for Expenses:	\$1,650.00
Monthly Payment/Interest Payment:	\$1,385.42
<b>Total Monthly Cashflow using 50% Rule:</b>	<b>\$264.58</b>

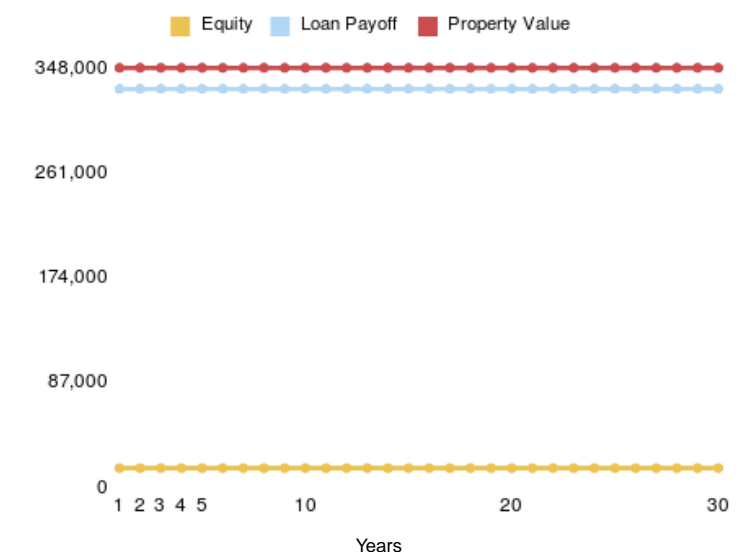
## Analysis Over Time

Annual Growth Assumptions	1% Expenses	1% Income	0% Property Value				
	Year 1	Year 2	Year 5	Year 10	Year 15	Year 20	Year 30
Total Annual Income	\$39,600	\$39,996	\$41,208	\$43,310	\$45,519	\$47,841	\$52,846
Total Annual Expenses	\$33,724	\$33,895	\$34,418	\$35,326	\$36,280	\$37,282	\$39,444
Total Annual Cashflow	\$5,876	\$6,101	\$6,790	\$7,984	\$9,239	\$10,559	\$13,403
Cash on Cash ROI	33.58%	34.86%	38.80%	45.62%	52.80%	60.34%	76.59%
Property Value	\$350,000	\$350,000	\$350,000	\$350,000	\$350,000	\$350,000	\$350,000
Equity	\$17,500	\$17,500	\$17,500	\$17,500	\$17,500	\$17,500	\$17,500
Loan Balance	\$332,500	\$332,500	\$332,500	\$332,500	\$332,500	\$332,500	\$332,500
Total Profit if Sold	\$5,876	\$11,977	\$31,653	\$69,160	\$112,821	\$162,950	\$283,945
Annualized Total Return	34%	30%	23%	17%	14%	12%	10%

### Income, Expenses and Cash Flow (in \$)



### Loan Balance, Value and Equity (in \$)



Calculations based on a 31-day month. The calculators found on BiggerPockets are designed to be used for informational and educational purposes only, and when used alone, do not constitute investment advice. BiggerPockets recommends that you seek the advice of a real estate professional before making any type of investment. The results presented may not reflect the actual return of your own investments. BiggerPockets is not responsible for the consequences of any decisions or actions taken in reliance upon or as a result of the information provided by these tools. Furthermore, BiggerPockets is not responsible for any human or mechanical errors or omissions.

---

Calculations based on a 31-day month. The calculators found on BiggerPockets are designed to be used for informational and educational purposes only, and when used alone, do not constitute investment advice. BiggerPockets recommends that you seek the advice of a real estate professional before making any type of investment. The results presented may not reflect the actual return of your own investments. BiggerPockets is not responsible for the consequences of any decisions or actions taken in reliance upon or as a result of the information provided by these tools. Furthermore, BiggerPockets is not responsible for any human or mechanical errors or omissions.